Signsuch
www.signsuch.co.nz

68x38cm

Airdome Table

TEMPLATE KEY

- = BLEED AREA
- = SAFE AREA
- = FINISHED SIZE
- = BLACK PROTECTION FABRIC
- = INFLATION VALVE



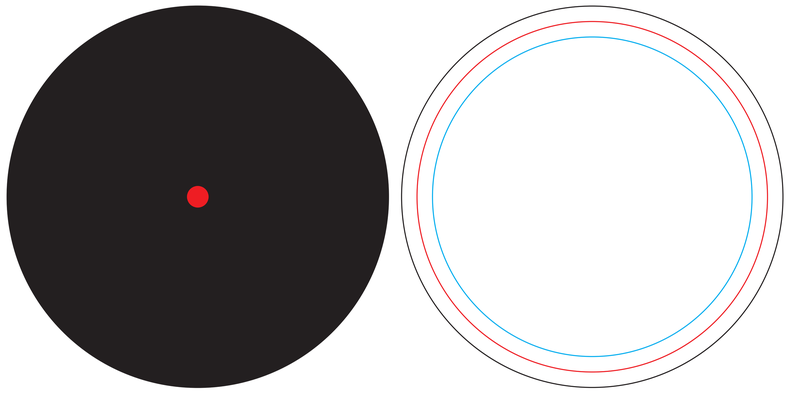

bottom above

Show



Design

Trim Line

Any background color should be filled to Trim Line , there is NO necessary to keep the background inside the Safe Line.

Safe Line

Please keep the important information, such as LOGO and TEXT inside the Safe Line.

*The template is in 100% acutual size , and Image/Picture should keep a resolution of 150dpi for high quality printing .

*Please convert the text into vector elements(type menu->create outlines) & hide Safe Line before send to us .

*Any special color must be called out with PANTONE Color Code , and notice us in email for correct color matching . if don't have the PMS color , please must give us the CMYK colour , not RGB color .

Produce

1, Download the artwork template from our website .

2, Place the order into our website and send the artwork to info@signsuch.co.nz with your order number (very important) .

3, If the artwork is ok , you will receive the proof , please approval to us .

4, We arrange production, please wait for the order , also can check the tracking number on our website .

5, If you got the goods , please confirm the status of the order to be received .

Note:

Vector lines Vector image
- Adobe Illustrator (ai,pdf,eps)
- All Fonts Outlined
- Images Embedded

Raster image
- Adobe Photoshop (psd,tif,jpg)
- 200 DPI at 100% Scale